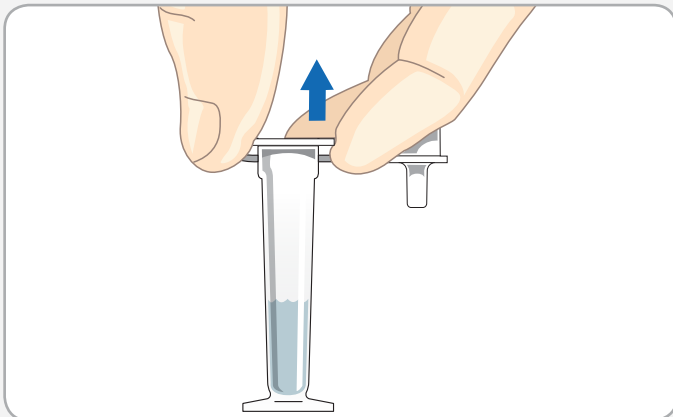


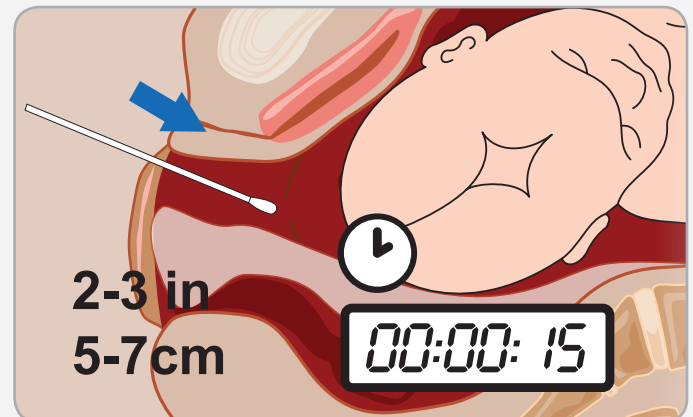


### 1 Prepare Test



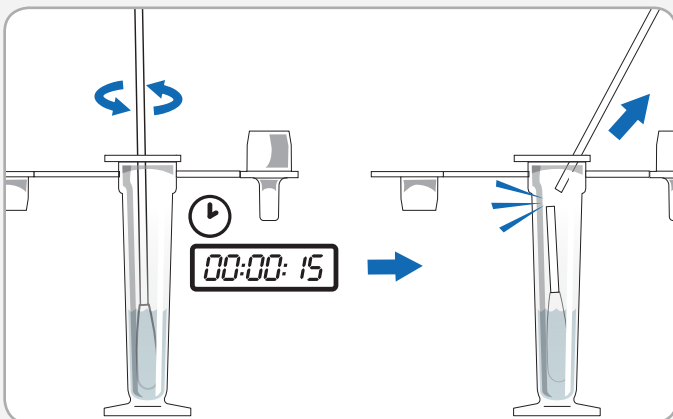
Remove ROM Plus contents from packaging. Holding buffer vial in upright position, remove shipping cap and set it aside.

### 2 Collect Sample



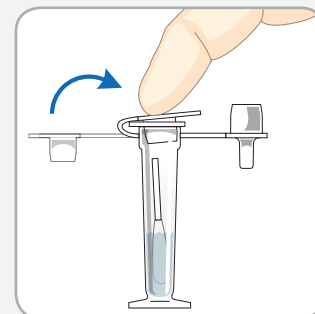
Remove sterile swab from package. Insert the swab tip into the vagina 2-3 inches (5-7 cm). Withdraw the swab after a minimum of 15 seconds.

### 3 Place Swab in Vial



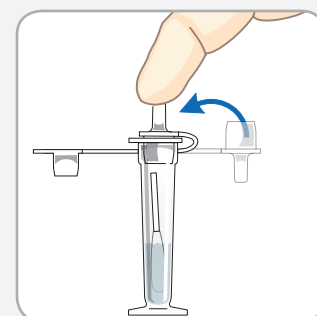
Place swab tip into vial. Mix the swab in the buffer for at least 15 seconds. Break off swab tip and leave tip in vial and dispose of remaining swab stick.

### 4 Lab or POC



If reading test in lab, place shipping cap back on vial and send to lab.

**OR**



If using test POC, place dropper cap on vial. Skip to **Step 2** on backside.